

DESCRIPTION

Product benefits

- LED Current < 400 mA
- Power cable supplied
- Tool-less opening
- Wide range of optical lighting distributions
- Standard surge protection for differential/common mode 10kV/10kV (CL I, CL II)
- Main body in Die-cast Aluminum
- Fall-arrest glass protection
- Driver programming without product opening

Compliance

- ENEC safety mark.
- In compliance with EN 60598-1; EN 60598-2-3; EN 62031; EN 55015 EMC; EN 61547 EMC; EN 61000-3-2/3; IEC/TR 62778.



Dimensions - Area - Weight

Height	Width	Lenght	Weight	IP	IK	Area exposed to wind
180mm	480 mm	480 mm	8 Kg	66	09	0.035 m ²

Electrical characteristics

Voltage	Frequency	Cos φ	Insulation class	Operative Temp.
220-240V	50-60Hz	>0.9	CL II	-40°C / +50°C

Connection

- Support for tense steel cable with diameter Ø 12 mm.
- Tilting system connection.

Materials

- Die-cast aluminium (UNI EN 1706).
- Steel sheet.
- Extra-clear transparent flat glass.
- Stainless steel screws.
- Polycarbonate (PC).

Structure - Main components

- Main body in Die-cast Aluminium.
- Internal reflector in PC.
- Shield in flat tempered glass with impact resistance IK09 (EN 62262).
- Integrated heat sink in die cast-aluminium.
- Gasket in EPDM between upper frame and screen.
- Support frame composed of a curved plate (60 x 3mm). Central element with tilting system of ± 15 °, for correct the vertical position of the lighting fixture.
- Steel stainless safety rope (Ø 3mm).
- Power cable entry (max Ø 12mm) from the top.

Electrical auxiliaries

- Electronic power supply with protection against short circuits, overheating and power surges with an estimated B10 duration of 100,000 h.
- Terminal block for wires with max. section of 2.5mm².
- Input power cable with PG13.5 cable gland (Ø 6-12mm).
- Standard surge protection for differential/common mode 10kV/10kV (CL I, CL II).

Operations and maintenance

- Opening-closing without tools.
- Periodic maintenance for the external cleaning of the structure and the screens from dust and smog and tightening control to the support - refer to the product's installation and maintenance manual -.

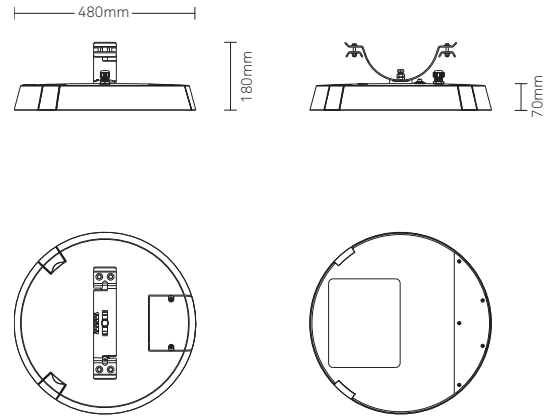
Painting

- Powder coating.
- Standard colour: Neri Gray

Accessories

- Zhaga connector.
- NEMA Socket (3 or 7 pin).

DRAWINGS



DESCRIPTION

Optic configuration - Transparent screen

Lighting distribution	Distribution type	LOR*	ULOR
Type II - D	Asymmetric	100%	0%
Type III - B	Asymmetric	100%	0%
Type III - C	Asymmetric	100%	0%
Type III - H	Asymmetric	100%	0%

* optical efficiency of the device due to physical shielding.

Luminous Flux - 2700K

System**			LED Module			
lm	W	lm/W	n.LED	mA	W	lm/W
2500	17.3	145	16	2 x 170	14.7	170
3500	25.1	139	16	2 x 243	21.3	164
4500	32.2	140	16	2 x 319	28.4	158
6000	41.6	144	24	2 x 281	37.2	161
7500	54.1	139	24	2 x 358	48.2	156
9000	63.0	143	32	2 x 319	56.8	158
10500	74.9	140	32	2 x 378	68.0	154
12000	87.9	137	32	2 x 439	79.8	150
13500	93.6	144	48	2 x 319	85.2	158

Luminous Flux - 3000K

System**			LED Module			
lm	W	lm/W	n.LED	mA	W	lm/W
2500	16.7	150	16	2 x 163	14.1	177
3500	24.2	145	16	2 x 233	20.4	171
4500	30.9	146	16	2 x 306	27.2	166
6000	39.8	151	24	2 x 269	35.6	168
7500	51.9	144	24	2 x 344	46.1	163
9000	60.4	149	32	2 x 306	54.4	166
10500	71.7	147	32	2 x 363	65.0	161
12000	84.2	143	32	2 x 421	76.2	157
13500	89.7	150	48	2 x 306	81.6	166

Luminous Flux - 4000K

System**			LED Module			
lm	W	lm/W	n.LED	mA	W	lm/W
2500	16.0	156	16	2 x 156	13.5	186
3500	23.3	150	16	2 x 223	19.5	180
4500	29.6	152	16	2 x 292	25.9	174
6000	37.9	158	24	2 x 257	34.0	177
7500	49.6	151	24	2 x 328	43.8	171
9000	57.8	156	32	2 x 292	51.8	174
10500	68.3	154	32	2 x 346	61.9	170
12000	80.2	150	32	2 x 401	72.4	166
13500	85.7	158	48	2 x 292	77.6	174

** The energetic values in the table are referred to the LED + Power supply.

- CCT 2200K on demand.
- LED type: Lumileds Luxeon 5050
- Source efficiency LED: 164 lm/W @ Tj=25°C, 800 mA, 3000K
- Source efficiency LED: 169 lm/W @ Tj=25°C, 800 mA, 4000K
- Life time specification for gradual light output degradation (EN 62722-2-1, LM80 data) 100,000h L90B10 (Tj = 25°C)
- Colour Rendering Index: ≥ 70
- Photobiological risk: (IEC/TR 62778): RG1 Unlimited

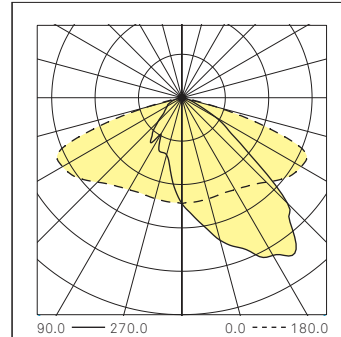
Driver functions

1-10V + NCL (Analogic control + Neri Constant Lumen)
DALI + NCL (Digital control + Neri Constant Lumen)
NVL6H + NCL (Autodimming -30% x 6h + Neri Constant Lumen)
AmpDim + NCL (Flux regulator + Neri Constant Lumen)
ON-OFF + NCL (On-Off + Neri Constant Lumen)
Zhaga connector + SR

POLAR DIAGRAMS

Type II - D

Light intensity class G*4



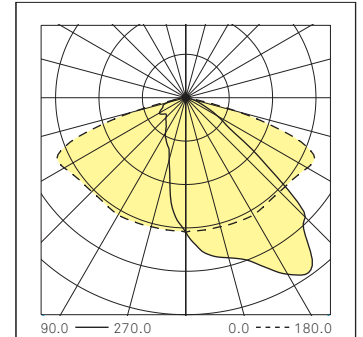
CIE Flux code

N.1 N.2 N.3 N.4 N.5
39 76 97 100 100



Type III - B

Light intensity class G*4



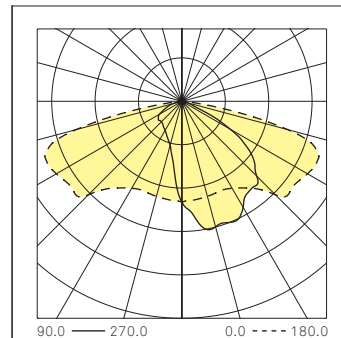
CIE Flux code

N.1 N.2 N.3 N.4 N.5
41 76 97 100 100



Type III - C

Light intensity class G*2



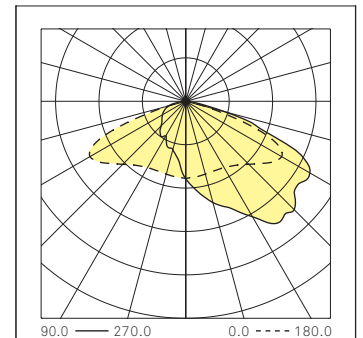
CIE Flux code

N.1 N.2 N.3 N.4 N.5
33 69 95 100 100



Type III - H

Light intensity class G*4



CIE Flux code

N.1 N.2 N.3 N.4 N.5
34 70 96 100 100



DESCRIPTION

Optic configuration - Transparent screen

Lighting distribution	Distribution type	LOR*	ULOR
Type IV - A	Forward throw	100%	0%
Type IV - C	Forward throw	100%	0%
Type I - A	Center road	100%	0%
Type V - A	Rotosymmetric	100%	0%

* optical efficiency of the device due to physical shielding.

Luminous Flux - 2700K

System**			LED Module			
lm	W	lm/W	n.LED	mA	W	lm/W
2500	17.3	145	16	2 x 170	14.7	170
3500	25.1	139	16	2 x 243	21.3	164
4500	32.2	140	16	2 x 319	28.4	158
6000	41.6	144	24	2 x 281	37.2	161
7500	54.1	139	24	2 x 358	48.2	156
9000	63.0	143	32	2 x 319	56.8	158
10500	74.9	140	32	2 x 378	68.0	154
12000	87.9	137	32	2 x 439	79.8	150
13500	93.6	144	48	2 x 319	85.2	158

Luminous Flux - 3000K

System**			LED Module			
lm	W	lm/W	n.LED	mA	W	lm/W
2500	16.7	150	16	2 x 163	14.1	177
3500	24.2	145	16	2 x 233	20.4	171
4500	30.9	146	16	2 x 306	27.2	166
6000	39.8	151	24	2 x 269	35.6	168
7500	51.9	144	24	2 x 344	46.1	163
9000	60.4	149	32	2 x 306	54.4	166
10500	71.7	147	32	2 x 363	65.0	161
12000	84.2	143	32	2 x 421	76.2	157
13500	89.7	150	48	2 x 306	81.6	166

Luminous Flux - 4000K

System**			LED Module			
lm	W	lm/W	n.LED	mA	W	lm/W
2500	16.0	156	16	2 x 156	13.5	186
3500	23.3	150	16	2 x 223	19.5	180
4500	29.6	152	16	2 x 292	25.9	174
6000	37.9	158	24	2 x 257	34.0	177
7500	49.6	151	24	2 x 328	43.8	171
9000	57.8	156	32	2 x 292	51.8	174
10500	68.3	154	32	2 x 346	61.9	170
12000	80.2	150	32	2 x 401	72.4	166
13500	85.7	158	48	2 x 292	77.6	174

** The energetic values in the table are referred to the LED + Power supply.

- CCT 2200K on demand.
- LED type: Lumileds Luxeon 5050
- Source efficiency LED: 164 lm/W @ Tj=25°C, 800 mA, 3000K
- Source efficiency LED: 169 lm/W @ Tj=25°C, 800 mA, 4000K
- Life time specification for gradual light output degradation (EN 62722-2-1, LM80 data) 100,000h L90B10 (Tj = 25°C)
- Colour Rendering Index: ≥ 70
- Photobiological risk: (IEC/TR 62778): RG1 Unlimited

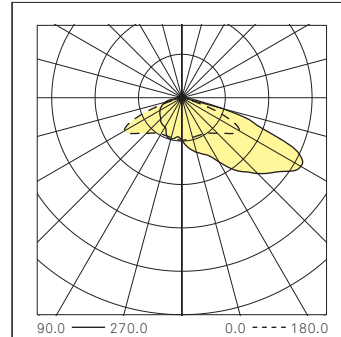
Driver functions

1-10V + NCL (Analogic control + Neri Constant Lumen)
DALI + NCL (Digital control + Neri Constant Lumen)
NVL6H + NCL (Autodimming -30% x 6h + Neri Constant Lumen)
AmpDim + NCL (Flux regulator + Neri Constant Lumen)
ON-OFF + NCL (On-Off + Neri Constant Lumen)
Zhaga connector + SR

POLAR DIAGRAMS

Type IV - A

Light intensity class G*3



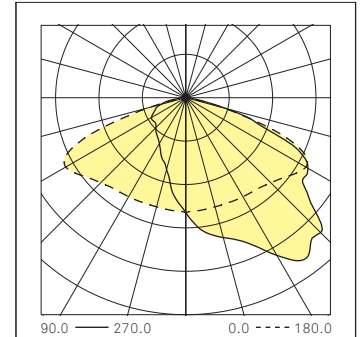
CIE Flux code

N.1 N.2 N.3 N.4 N.5
27 63 95 100 100



Type IV - C

Light intensity class G*4



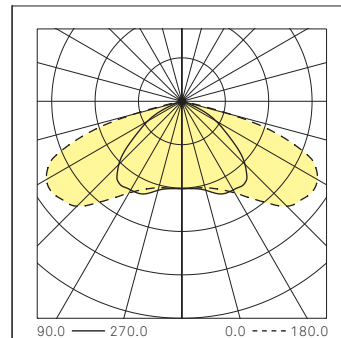
CIE Flux code

N.1 N.2 N.3 N.4 N.5
34 70 96 100 100



Type I - A

Light intensity class G*6



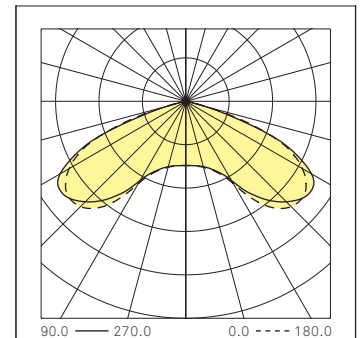
CIE Flux code

N.1 N.2 N.3 N.4 N.5
38 79 99 100 100



Type V - A

Light intensity class G*6



CIE Flux code

N.1 N.2 N.3 N.4 N.5
24 66 97 100 100

